

Subtraction KS1

Physically taking away

Children will use counters, cubes, pennies, teddies etc to subtract practically.



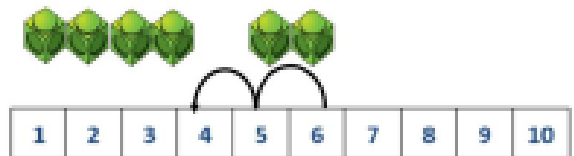
Counting Back

Children will be encouraged to put the larger number 'in their head', then 'count back' from the larger number.



$$7 - 4 = 3$$

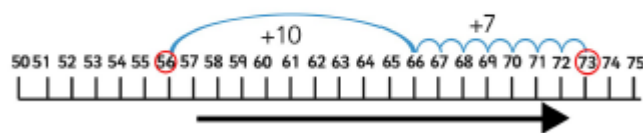
$$6 - 2 = 4$$



Counting On

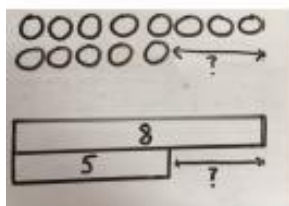
Start at the lower number and count on to the higher number. The number of steps you make to the higher number is the answer!

$$73 - 56 =$$



Finding the difference

Children to understand that subtraction means the same as difference.



Subtraction means:

take away
 $13 - 7$

difference
 $13 - 7$

